

## **e-payment procedure**

As per press release of CBDT No.402/92/2006-MC (05 of 2008) dated 23.01.2008 e-payment (online tax payment), of Direct Taxes is mandatory w.e.f. 04.04.2008 for corporate and 44AB assessees.

### **Which Banks offer e-payment facility?**

1. Axis Bank
2. State Bank of India
3. Punjab National Bank
4. Indian Overseas Bank
5. Canara Bank
6. Indian Bank
7. Bank of India
8. Corporation Bank
9. State Bank of Bikaner & Jaipur
- 10.State Bank of Travancore
- 11.State Bank of Indore
- 12.Vijaya Bank
- 13.HDFC Bank
- 14.Oriental Bank of Commerce
- 15.State Bank of Patiala
- 16.Bank of Baroda
- 17.IDBI Bank
- 18.State Bank of Mysore
- 19.Bank of Maharashtra
- 20.State Bank of Hyderabad
- 21.State Bank of Saurashtra
- 22.Union Bank of India
- 23.Allahabad Bank
- 24.Dena Bank
- 25.Syndicate Bank
- 26.ICICI Bank

### **How do I make online tax payment sitting at home/office?**

- i. Open a net-banking account with any of the banks listed above.
- ii. Go to website [incometaxindia.gov.in](http://incometaxindia.gov.in), click on 'pay taxes on-line'.
- iii. Fill in the required challan online. Help is available on screen as FAQ, downloads etc.
- iv. Make tax payment through net-banking account online.
  - i. A challan counterfoil will be available instantaneously on the screen with CIN (challan identification number). The Challan Identification Number (CIN) on this counterfoil should be quoted in Return of Income.
- v. Print the counterfoil and also save it in the computer if possible.
- vi. Check if your payment has reached the Income Tax Department at <https://tin.tin.nsdl.com/oltas/servlet/QueryTaxpayer>.

\*\*\*\*\*

### **What are the advantages of paying taxes online**

- ii. You can pay taxes from any location at any time through your net-banking account.
- iii. Instant transfer of funds from your account.
- iv. What you write on the e-challan will be directly sent to Income Tax Department. Banks will not do any data entry.
- v. You can save/print the challan copy and the receipt copy.
- vi. As soon as your Bank authorizes payment of the amount, you will receive a clear, legible receipt/counterfoil from your Bank.
- vii. Transaction id of the e-payment transaction will be available to you in your bank statement.
- viii. You can check online if your money has actually reached the I-T Department. For this you have to go to Tax Information Network Website:

<https://tin.tin.nsdl.com/oltas/index.html>

and click the box

<b>CIN Based View</b>
-----------------------

For detailed information please go to: [incometaxindia.gov.in](http://incometaxindia.gov.in), **PAY TAXES ONLINE**

**IMP: In case of refunds adjusted against arrear demand , the normal refund should be attached with challan and sent to Bank by AOs as per earlier procedure.**



---

# e- payment of Direct Taxes

## Concept and procedure



# What is e-payment of taxes?

---

- Similar to booking tickets or making payments online.
- All Direct Taxes e.g. Income Tax, Corporate tax, FBT, BCTT (TDS, Advance tax, self assessment tax) to be paid online using net banking facility.
- Mandatory for all Companies and 44AB cases from 1<sup>st</sup> April 2008 to pay taxes through e-payment facility using net banking account.
- Credit/debit card facility is yet to be in operation



## How do I make e-payment?

---

- Taxpayer can make tax payment from any location without going to Bank branch.
- Amount of tax debited to his bank account electronically and credited to GOI .
- Log in to website of Income Tax Department:  
[www.incometaxindia.gov.in](http://www.incometaxindia.gov.in)
- Choose the button 'pay taxes online'

### For timely delivery of refunds, ensure correct address and account number on your Return of Income

From 1.10.07 onwards, all income tax refunds in Bangalore, Chennai, Delhi, Kolkata and Mumbai will be delivered by the Refund Banker directly at the communication address mentioned on the Return of Income. Taxpayers are requested to fill in the correct address (available during working hours for delivery) to ensure speedy delivery of refunds. In the case of taxpayers who opt for refunds through ECS, it will be credited directly to the bank account for which correct MICR code/ Bank Account Number has to be furnished on the Return.

### Circular No.4

The Central Board of Direct Taxes has issued Circular No. 4 dealing with distinction between shares held as investment (capital asset) and shares held as stock-in-trade (trading asset). [Circular](#)

### Digital Signatures on Form 16

The Central Board of Direct Taxes has allowed the deductors, at their option, in respect of the tax to be deducted at source from income under the head Salaries to use their digital signatures to authenticate the certificates of deduction of tax at source in Form No.16. [More...](#)

### Return Forms

CBDT has notified new Income Tax Return Forms. [More...](#)

### Taxation Laws (Amendment) Act, 2006: Explanatory Notes

CBDT has issued Circular No1 of 2007 explaining the nature and effect of the amendments to the Income-tax Act, 1961 with reference to provisions existing before these amendments to the Income-tax Act, 1961. [Circular](#)

### Clarification regarding TDS Certificates

Central Board of Direct Taxes had prescribed new Form No.16 and Form No.16A vide Notification S.O. 455 (E) dated 26th March, 2007. The Board has issued certain clarifications in this regard. [More...](#)

PAN

TAN

eTDS

AIR

BCTT

OLTAS

PAY TAXES ONLINE

W YOUR TAX CREDIT

aykar Sampark Kendra (ASK)

[Income tax Blog](#)

[Educational Institutions under section 10\(23 C\)](#)

[Tax return preparers scheme](#)

[Designated Post Offices for Returns Filing](#)

[Tax Calculator](#)

[Login](#)

[Hindi Version](#)

[Surrender](#)



# How do I fill the challan?

---

- Taxpayer is taken to Tax Information(TIN) website where all Banks offering e-payment facility are listed
- Then I choose the challan for the tax I wish to pay e.g. ITNS 281 for TDS, ITNS 280 for Income Tax etc
- Assisted with FAQs for making e-payment



## e-Payment

- [About Us](#)
- [FAQs](#)
- [Downloads](#)
- [Contact Us](#)

e-Payment facilitates payment of direct taxes online by taxpayers. To avail of this facility the taxpayer is required to have a net-banking account with any of the banks listed below, which are the only banks offering this facility at present.

• Account Holders of

1. Axis Bank
2. State Bank of India
3. Punjab National Bank
4. Indian Overseas Bank
5. Canara Bank
6. Indian Bank
7. Bank of India
8. Corporation Bank
9. State Bank of Bikaner & Jaipur
10. State Bank of Travancore
11. State Bank of Indore
12. Vijaya Bank
13. HDFC Bank
14. Oriental Bank of Commerce
15. State Bank of Patiala
16. Bank of Baroda
17. IDBI Bank
18. State Bank of Mysore
19. Bank of Maharashtra

Banks offering e-payment facility are listed

Frequently Asked Questions

- faq
- General
- Type of challan to be used
- Deposit of tax
- e-TAX Payment

e-TAX Payment

OLTAS

- What is e-tax payment?
- Can I use this facility to pay income tax?
- How do I know whether my bank provides this facility?
- What is the procedure for entering the required data on the screen for paying tax online?
- What is the procedure after entering the required data?
- What is the procedure after being directed to the net-banking site of my bank?
- What will happen after I confirm the payment of tax at my bank's site?
- How can I know that I have completed tax payment using this facility?
- Do I have to attach the acknowledgment counterfoil with my return?
- What are the timings for making payment through internet?
- If I encounter any problem while making payment through Internet, whom should I contact?
- Where should I make inquiries about my tax payments through internet?
- Which are the banks offering the facility of e-tax payment?
- How secure is the transmission of data to the website for e-tax payment?
- How does this system of payment of taxes through internet benefit me as a taxpayer?

What is e-tax payment?

Ans. This is a facility provided to the taxpayers to make income tax payments through internet using net-banking facility.

FAQs are available

Can I use this facility to pay income tax?

Ans. You can, if,
a) You have a bank account with net-banking facility, and
b) Your bank is amongst the banks that provide the e-tax payment facility.

new @ TIN

Join September 2007 on financial year 2007-08

Bank Branches - OLTAS

PAN - Do's and Dont's

online services

select

search

Search the website
All Words

detailed search

Detailed Search

TIN facilitation centers



Taxpayer fills challan online

# TIN e-Tax Payment

<b>Applicable*</b>	<b>Challan No./</b>
<input checked="" type="radio"/> (0020)INCOME-TAX ON COMPANIES(CORPORATION TAX) <input type="radio"/> (0021)INCOME-TAX (OTHER THAN COMPANIES) <input type="radio"/> (0032)WEALTH TAX	<b>ITNS</b>  <b>280</b>

Permanent Account No*	<input type="text"/>	Assessment Year*	Assessment Year <input type="text"/>
Full Name*	<input type="text"/>		
Plot/Door/Block No.	<input type="text"/>	Name of premises/Building/ Village	<input type="text"/>
Address/Street/Lane	<input type="text"/>	Area/Locality	<input type="text"/>
City/District*	<input type="text"/>	State*	State <input type="text"/>
Pin Code *	<input type="text"/>		

Chooses Bank



<b>Type Of Payment*</b>	
<input checked="" type="radio"/> (100)ADVANCE TAX <input type="radio"/> (300)SELF ASSESSMENT TAX <input type="radio"/> (106)TAX ON DISTRIBUTED PROFITS	<input type="radio"/> (102)SURTAX <input type="radio"/> (400)TAX ON REGULAR ASSESSMENT <input type="radio"/> (107)TAX ON DISTRIBUTED INCOME

Bank Name\*

Note: Provision to Enter Amount Value is Given in the Bank's Site.



# What do I do after I fill the challan

---

- After filling the challan, the taxpayer chooses his Bank
- At the bank website he enters his user id, password etc and completes the transaction

## SBI e-Tax : Online Tax payment

### Central Government

- [Direct Taxes \(OLTAS\)](#)
- [Indirect Taxes \(CBEC\)](#)




[Back to Login page](#)


## Login

User Name \*

Password \*

[Trouble Logging In](#) | [Password Management](#) | [Security Tips](#) | [FAQ](#) | [About Phishing](#)

 This site is certified by Verisign as a secure and trusted site. All information sent or received in this site is encrypted using 128-bit encryption

-  Mandatory fields are marked with an asterisk (\*)
- Do not provide your username and password anywhere other than in this page
- Your user name and password are highly confidential. Never part with them. **SBI** will never ask for this information



# What happens at the Bank website?


---

- The transaction is authorised by the Bank.
- Taxpayer receives immediate, confirmed receipt/ counterfoil of challan having a challan identification number (CIN).
- Counterfoil can be printed or saved.
- Taxpayer should quote his challan identification number (CIN) in his Income Tax Return.



Taxpayer receives an immediate payment receipt

**Your Payment has been successful and Your Challan Details are as Follows:**

<b>Taxpayers Counterfoil</b>	 <b>UTI BANK</b> <i>Solutions for a Lifetime</i>
PAN NO:- <b>BBBBB1111A</b>	Payment Status : <b>Success</b>
Received From:- <b>FG\$ Co.</b>	UTIBANK Ref No: <b>1257043</b>
Debit Account Number :- <b>020010200025799</b>	<b>BSR Code Tender Date Challan No</b>
Amount :- Rs.7	<b>CIN:- 6360218 1332007 00003</b>
Amount in Words :- <b>Rupees Seven only</b>	<b>UTIBank Limited</b>
Drawn On : <b>Internet Banking through UTIBANK</b>	<b>Garia Branch,Kolkata(Internet Collection Branch)</b>
On account of income tax on:- <b>(0021)INCOME TAX (OTHER THAN COMPANIES)</b>	
For the Assessment Year :- <b>2007-08</b>	
<b>Print</b>	<b>Close</b>



Quote this CIN in your Income Tax Return



## OLTAS-Challan Status Inquiry

[Introduction](#)   [FAQs](#)   [Downloads](#)   [Contact Us](#)

Check your challan status here



### For Tax Payers :

[CIN Based View](#)   [TAN Based View](#)

### For Banks :

[Collecting Bank Branch](#)   [Nodal Bank Branch](#)

### Challan Status Enquiry for Tax Payers :

Using this feature, tax payers can track online the status of their challans deposited in banks. This offers two kind of search.

#### **CIN based view :**

By entering Challan Identification Number (CIN i.e. details such as BSR Code of Collecting Branch, Challan Tender Date & Challan Serial No.) and amount (optional), the tax payer can view the following details:

BSR Code